

# The effect of osmo-priming on morphological, physiological characteristics and biochemical changes of *Ocimum basilicum* under drought stress

Neda Mohammadi<sup>1</sup> and Bahram Majd nassiry<sup>2\*</sup>

1. MS student at Islamic Azad University, shahrekord Branch, Iran

2. Assistant Professor of Isfahan Agriculture and Natural Resources Research Center, Isfahan, Iran

**Corresponding author:** Bahram Majd nassiry

**ABSTRACT:** Seed priming technique has been known as a challenge to improve germination and seedling emergence under different environmental stresses. One of the effects of reducing water content on soil is reduction of growth and development of seedlings and variation of field development. The objectives of this research were to evaluate the effects of osmo-priming on germination characteristics and changes of proline, protein and catalase activity of *Ocimum basilicum* seeds. Results showed that drought stress reduced the germination characteristics and drought stress in -8 bar was the critical stress. Priming treatments were include KNO<sub>3</sub>, PEG and NaCl by 0, -4 and -8 bar concentrations. The seeds were primed with those materials for 8 and 16 hours. The highest germination characteristics were obtained from nitrate potassium in -8 bar for 16 hours priming. Therefore the best seed treatment under drought stress during germination was obtained from the osmo-primed with -8 bar nitrate potassium for 16 hours. The drought stress increased proline and catalase activity but reduced total protein. Priming treatment increases proline, total protein and catalase activity under drought and control conditions. It is concluded that priming results in improvement in germination components of *Ocimum basilicum* in drought stress conditions and increases the resistance to drought stress with improvement of proline, protein and catalase activity in germination phase.

**Keywords:** catalase activity, drought stress, *Ocimum basilicum*, priming, proline, protein

## INTRODUCTION

Drought and its related stress are among the most important and the most common environmental stresses which have restricted agricultural productions and have reduced the efficiency of semi-arid areas (Kardovani, 1997; Ansari, 2012; Ansari, 2013). One of the approaches offered to improve irrigation efficiency management is achieving optimal performance with regard to the maximum efficiency of irrigation water utilization (Rahnama, 2003; Ansari and Sharif-Zadeh, 2012). Germination is the first growth stage in plants and is a major and critical stage in the life cycle of plants and a key process in seedling growing (Soltani, 2006). Inappropriate environmental conditions for germination and seedling emergence in arid and semi-arid areas are the major causes of poor emergence and weak establishment of seedlings. Environmental stresses such as drought stress will reduce germination characteristics and emergence uniformity. Reduction of germination due to drought stress can be associated with the decrease of water absorption by seeds (Ansari, 2012). Different researchers have shown that germination will reduce under the effect of abiotic stresses such as salinity, drought, and cold (Kaya, 2008; Patadeh, 2011; Ansari, 2012).

Seed priming can be taken to counteract the adverse effects of abiotic stress (Ptade , 2009. Ashraf and Foolad, 2005). Seed priming techniques have been used to increase germination, improve germination uniformity in more field crops under stressed conditions (Iqbal and Ashraf, 2007. Kaya , 2006, Patade , 2011. Saglam, , 2011). Seed priming increases seed reserve utilization (SRU), seedling dry weight (SLDW) and seed reserve depletion percentage (SRDP) in perisian silk tree. In monocotyledon plants like wheat (Soltani , 2006) and mountain ray (Ansari , 2012), gibberellic acid (GA) after synthesis in the scutellum migrates in to the aleurone layer.

Osmo priming can contribute to improve seedling emergence in different plant species by increasing the expression of aquaporin's (Gao , 1999), improvement of ATPase activity, RNA and acid phosphatase synthesis (Fu, 1998), also by improve of amylases, lipases and protease synthesis (Ashraf and Foolad 2005). The priming strategies enhanced activities of free radical scavenging enzymes such as CAT and SOD (Rouhi , 2012). The priming strategies enhanced activities of free radical scavenging enzymes such as CAT and APX (Ansari and Sharif-Zadeh, 2012; Rouhi , 2012).

The rate of accumulation of active oxygen species during germination is determined through the rate of production and release of them and also the activity of antioxidant system, and the balance between active forms of oxygen and antioxidant system activity determines the extent of the damage (Bailey, 2004). Antioxidant system including antioxidant enzymes and metabolites will cause the elimination of activated oxygen species (Bailey, 2004). Enzymes such as catalase, peroxidase, superoxide dismutase, glutathione reductase, and other enzymes cause the removal and inactivation of different types of reactive oxygen (Bailey, 2004; McDonald, 1999; Kookerja, 2005). Stress increases the activity of antioxidant enzymes (Ansari , 2013).

The plants in environmental stress like drought, salinity, heat, etc. with stocking the osmotic adjusting material will defeat the stress (Ashraf, 2003). Proline is a soluble acid amine in water that will be increased in the environmental stresses and the increase in its amount is the indicator of plant resistance in opposes to stress condition. Proline will protect the protein and cell membrane from intense density damage of lone (Rajender 1987). Safarnezhad (1996) by examining the effect of osmotic stress on alpha alpha genotype showed that the resistible genotype indicated more and quicker reaction in terms of proline concentration to sensitive species. Proline concentration in the time of drought stress in other plants also reported (Kidonbi 1990; Seraj, 2002; Smith 2002).

*Ocimum* is a genus of aromatic annual and perennial herbs and shrubs in the family Lamiaceae, native to the tropical and warm temperate regions of all 6 inhabited continents, with the greatest number of species in Africa. Most culinary and ornamental basil are cultivars of *Ocimum basilicum* and there are many hybrids between species. Thai basil (*O. basilicum* var. *thyrsiflora*) is a common ingredient in Thai cuisine, with a strong flavour similar to aniseed, used to flavour Thai curries and stir-fries. Therefore, the study aimed was to determine the effect of drought stress on germination characteristics and biochemical changes of *O. basilicum*.

## MATERIALS AND METHODS

The study was conducted in the laboratory of, Azad University of Shahrekord brench, Iran. Determine the critical drought potential: Drought tolerance of *O. basilicum* seeds was tested with using solutions of 0, -0.2, -0.4, -0.6 and -0.8 Mpa Polyethylene glycol (PEG-6000) concentrations. 3 replicates of 50 seeds for each treatment were used. For drought stress 5 ml polyethylene glycol 6000 (Michelle Kaufmann) during the experiment period was added to Petri dishes with different levels at temperature of  $25 \pm 1^\circ\text{C}$  until the germination didn't occur anymore in dark conditions.

After test time expiration, for determination the critical drought potential, indexes such as: germination percentage, normal seedling percentage, germination rate, seedling length, mean time to germination, seedling dry weight and seed vigor were calculated. According to these results critical potential, was -0.8 Mpa.

For determined the best priming treatment, seeds of *O. basilicum* were pretreated with PEG,  $\text{KNO}_3$  and NaCl at concentrations of 0, -0.4 and -0.8 Mpa for 8 and 16 hours at  $15 \pm 1^\circ\text{C}$ . After priming, samples of seeds were removed and rinsed 2 times in distilled water and then dried at  $25 \pm 1^\circ\text{C}$  to the original moisture level.

Seeds of primed and unprimed (control) were placed at critical potential at germinator, in dark condition. Germination was considered to have occurred when the radicles were 2 mm long. Three replicates of 50 seeds for each treatment were used. Germinated seeds were recorded every 24 h. After test time expiration, some germination characteristics correlating such as: germination percentage, normal seedling percentage, germination rate, seedling length, mean time to germination, seedling dry weight and seed vigor were evaluated.

After the completion of germination period plant leaves were harvested and proline content in plant tissues was measured using the approach of Bates (1973). Proline concentration in milligram per gram (mg/g) of fresh leaf tissue was determined by using a standard curve.

Catalase activity was measured at 25°C via spectrophotometric measurement and by Del Rio (1991) method and with the wavelengths of 240 nm.

The data were analyzed by MSTAT-C software and the means were compared using the minimum significant difference (Duncan) test. Diagrams were drawn by Excel software.

## RESULTS AND DISCUSSION

### ***The effect of drought stress on germination characteristics***

Results of variance analysis of the effect of different levels of drought stress on all traits of *O. basilicum* were significant in a probable 1% level (table 1). This matter shows the difference between different levels of drought stress in different germination indexes such as germination percentage, germination rate, mean time to germination, normal seedling percentage, seedling length, seed vigor and seedling dry weight. In different plants also it is reported that drought stress has a significant effect on germination indexes (Ansari and , 2012, 2013; soltani and, 2006; Gamze, 2005).

Table1. Variance analysis of the effect of different levels of drought stress on seed germination indexes of *O. basilicum*. Gp: germination percentage. GR: germination rate. MTG: mean time of germination. NSP: normal seedling percentage. Sl: seedling length. SVI: seed vigor. SDW: seedling dry weight

S.O.V	df	GP	GR	MTG	NSP	SL	SVI	SDW
Drought stress	4	2270.4**	173.76**	7.5**	3634.27**	54.61**	910556.95**	0.02**
Error	10	6.4	0.29	0.23	6.67	0.17	374.88	0.00005
C.V%	-	3.4	4.03	7.91	4.31	4.16	2.7	5.77

\*\*significant at 1% probability level

Our results showed that with the increase in different levels of drought stress, germination characteristics such as germination percentage, germination rate, normal seedling percentage, seedling length, seed vigor index and seedling dry weight were significantly reduced but mean time to germination was significantly increased (table 2).

The highest germination percentage with the means of 93.33 %, germination rate with the means of 21.89 seed per day, normal seedling percentage with the means of 94.67 % related to control condition but the highest seedling length with the means of 13.93 cm, seed vigor with the means of 1254 and seedling dry weight with the means of 0.2 gr were related to -0.2 Mpa condition (Table 2), the following of these results the lowest mean time to germination were observed in control conditions (table 2).

Drought stress affect the germination and germination rate of seeds and decreased germination characteristic. Maybe the reason of the reduction in the germination rate in the levels above the drought stress is the reduction in water potential and consequently reduction in the rate of sucking water. So that the seeds will suck water with a lower rate and the metabolic activities of seed will become slower and consequently cell development and root release will become slower and germination rate will be reduced. The reduction in normal seedling percentage with the increase of drought stress levels can be because of the reduced normal seedling growth and in this way results in the reduction in the normal seedling percentage. Hiaso and Acevedo (1974) reported that, since the increase in stress level, the metabolic activities for increasing the division activity and cell development will be reduced, it is possible that the reason for the reduction in the rootled and shoot growth is the reduction in cell division in stress condition. Seed vigor is an index of germination that is the product normal seedling percentage and seedling length or seedling dry weight. In this experiment the seed vigor index was produced from normal seedling percentage in seed vigor (Ansari and , 2013). Hence, the seed vigor with the reduction of normal seedling percentage and seedling length with the increase in drought stress will be reduced. The reason for the reduction of seedling dry weight with the increase in salinity stress is the reduction in seedling growth. Generally with the increase in drought stress the power for sucking water with seeds will be reduced and the needed time for sucking water will be increased and consequently the start of germination processes will be reduced and also there will a disorder it and the time to the start of germination will be increased there for reduced germination rate (Gill , 2002). Other reports also indicated that drought stress will cause a reduction in germination characteristics in many of the plants (Kaya , 2006; Ansari , 2012; Soltani , 2006).

Table 2. Mean comparison of the effect of different levels of drought stress on seed germination indexes of *O. basilicum*. Gp: germination percentage. GR: germination rate. MTG: mean time of germination. NSP: normal seedling percentage. Sl: seedling length. SVI: seed vigor. SDW: seedling dry weight

Drought stress (Mpa)	GP	GR	MTG	NSP	SL	SVI	SDW
0	93.33 <sup>a</sup>	21.89 <sup>a</sup>	3.95 <sup>d</sup>	94.67 <sup>a</sup>	13.23 <sup>a</sup>	1243.87 <sup>a</sup>	0.19 <sup>a</sup>
-0.2	92 <sup>a</sup>	19.2 <sup>b</sup>	5.03 <sup>c</sup>	90 <sup>a</sup>	13.93 <sup>a</sup>	1254 <sup>a</sup>	0.2 <sup>a</sup>
-0.4	77.33 <sup>b</sup>	14.4 <sup>c</sup>	6.49 <sup>b</sup>	66 <sup>b</sup>	11.57 <sup>b</sup>	762.27 <sup>b</sup>	0.12 <sup>b</sup>
-0.6	47.33 <sup>c</sup>	7.375 <sup>d</sup>	7.28 <sup>a</sup>	36.67 <sup>c</sup>	7.47 <sup>c</sup>	267.67 <sup>c</sup>	0.08 <sup>c</sup>
-0.8	32 <sup>d</sup>	3.99 <sup>e</sup>	7.74 <sup>a</sup>	13.33 <sup>d</sup>	3.83 <sup>d</sup>	50.53 <sup>d</sup>	0.014 <sup>d</sup>

**The determination of the best treatment priming**

Our results for the effect of priming on germination characteristics showed that the effect of priming, time of priming, priming level, priming and priming level interaction effects and time of priming and priming level interaction levels on all traits of *O. basilicum* were significant (table 3). The effect of priming and time of priming interaction effects and the effect of priming, time of priming and priming level interaction effects on germination percentage, normal seedling percentage and seed vigor index were significant, also effect of priming and time of priming interaction effects on seedling dry weight was significant (Table 3). Ansari (2012, 2013) reported that priming increased germination characteristics.

Table 3. Variance analysis of the effect of priming on seed germination indexes of *O. basilicum* under -0.8 Mpa conditions. Gp: germination percentage. GR: germination rate. MTG: mean time of germination. NSP: normal seedling percentage. Sl: seedling length. SVI: seed vigor. SDW: seedling dry weight

S.O.V	df	GP	GR	MTG	NSP	SL	SVI	SDW
Priming (A)	2	144.52 <sup>**</sup>	19.43 <sup>**</sup>	0.99 <sup>**</sup>	129.19 <sup>**</sup>	0.43 <sup>**</sup>	5569.43 <sup>**</sup>	0.0001 <sup>**</sup>
Time of priming (B)	1	864 <sup>**</sup>	45.23 <sup>**</sup>	3.52 <sup>**</sup>	785.85 <sup>**</sup>	0.88 <sup>**</sup>	19937.29 <sup>**</sup>	0.0006 <sup>**</sup>
Priming level (C.)	2	716.07 <sup>**</sup>	25.51 <sup>**</sup>	1.5 <sup>**</sup>	766.52 <sup>**</sup>	1.78 <sup>**</sup>	21781.09 <sup>**</sup>	0.0004 <sup>**</sup>
A×B	2	12.67 <sup>**</sup>	0.45 <sup>ns</sup>	0.44 <sup>ns</sup>	22.52 <sup>**</sup>	0.07 <sup>ns</sup>	1456.26 <sup>**</sup>	0.00001 <sup>*</sup>
A×C	4	61.3 <sup>**</sup>	5.88 <sup>**</sup>	0.54 <sup>**</sup>	49.19 <sup>**</sup>	0.11 <sup>*</sup>	1963.34 <sup>**</sup>	0.00003 <sup>**</sup>
B×C	2	34.89 <sup>**</sup>	5.76 <sup>**</sup>	0.83 <sup>**</sup>	33.19 <sup>**</sup>	0.17 <sup>*</sup>	1283.46 <sup>**</sup>	0.00008 <sup>**</sup>
A×B×C	4	12.56 <sup>*</sup>	0.2 <sup>ns</sup>	0.29 <sup>ns</sup>	11.85 <sup>**</sup>	0.02 <sup>ns</sup>	617.18 <sup>**</sup>	0.000003 <sup>ns</sup>
Error	36	4.3	0.3	0.14	1.26	0.04	61.57	0.000003
C.V%	-	4.39	6.8	5.82	4.64	4.53	7.41	7.24

\*, \*\* and ns shows significant at 5, 1% probability level and non-significantly.

Results related to priming, time of priming and priming level showed that priming increased germination percentage, normal seedling percentage and seed vigor index as compared to the control, and the highest germination percentage (66%), normal seedling percentage (44.67%) and seed vigor index were related to priming by nitrate potassium -0.8 Mpa for 18 h (Fig 1, 2 and 3). Results showed that longer of time and concentrations for treatments priming cause increase germination than lowest time and concentration.

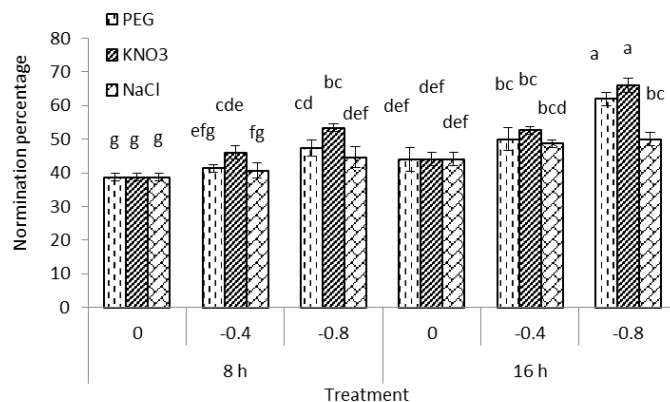


Figure 1. the effect of different treatments priming on germination percentage of *O. basilicum* under -0.8 Mpa of drought stress

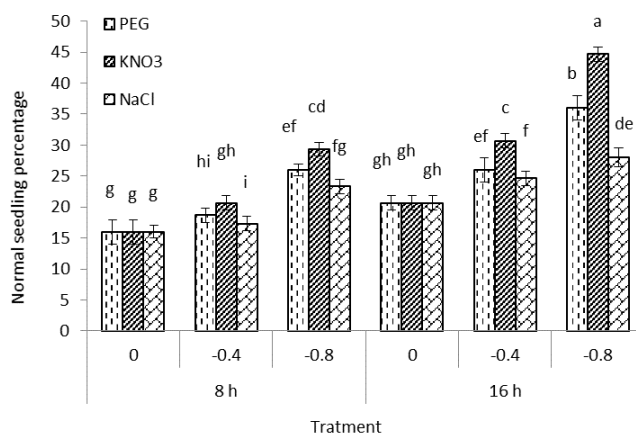


Figure 2. the effect of different treatments priming on normal seedling percentage of *O. basilicum* under -0.8 Mpa of drought stress

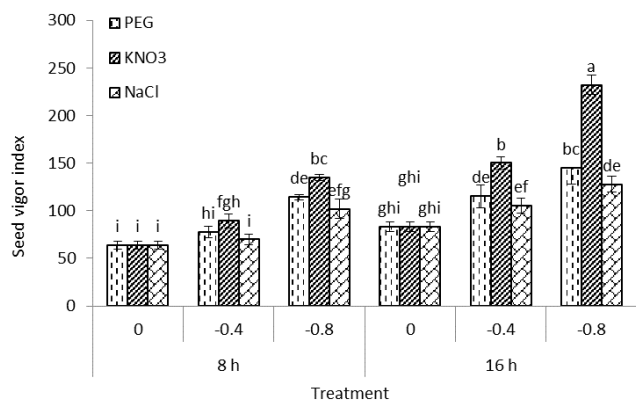


Figure 3. the effect of different treatments priming on seed vigor of *O. basilicum* under -0.8 Mpa of drought stress.

Mean comparison of the main factor of priming on germination characteristics showed that the highest germination rate (9.23 seed per day), seedling length (4.51 cm) and seedling dry weight (0.026 gr) were attained from priming with nitrate potassium, the highest mean time germination (5.95) was related to priming with PEG (Table 4). The effect of main factor of time of priming and priming level on germination rate, seedling length and seedling

dry weight showed that the highest germination rate, seedling length and seedling dry weight for time of priming were related to 16 h and for priming level were related to -0.8 Mpa (Table 4). The highest mean time to germination for time of priming was related to 8 h and for priming level was related to 0 Mpa (Table 4).

Interactive effects of priming and time of priming on seedling dry weight showed that the highest seedling dry weight (0.03 gr) was related to priming by nitrate potassium and 16 h (table 5). Results of interactive effects of time of priming and priming level on germination rate, mean time to germination, seedling length and seedling dry weight showed that the highest germination rate (10.48 seed per day), seedling length (4.83 cm) and seedling dry weight (0.34 gr) were related to 16 h priming and -0.8 Mpa (Table 5). The highest mean time to germination (6.26) was related to 8 h priming and 0 Mpa (Table 5).

Seed priming is one of the methods that can be taken to counteract the adverse effects of abiotic stress (patade , 2009. Ashraf and foolad., 2005). The purpose of seed priming is to a partially hydrated with water, or various chemical solutions like polyethylene glycol (Osmo priming) or salts like CaCl<sub>2</sub>, CaSo<sub>4</sub> and NaCl (Halopriming) the seeds to a point where germination processes are begun but not completed (Asfrac and Foolad., 2005), followed by drying of seeds to the original moisture level (McDonald, 2000). Seed priming techniques have been used to increase germination, improve germination uniformity, improve seedling establishment and stimulate vegetative growth in more field crops such as: wheat (Iqbal and Ashraf, 2007), sunflower seeds (Kaya , 2006), Chickpea (Kaur , 2002), Capsicum (Patade , 2011), lenti (Saglam , 2011) and soybean (Sadeghi , 2011), under stressed conditions. Also similarity indicated, in maize ( Foti , 2008), cucumber (Ghasemi-Golezani and Esmaeilpour, 2008). Priming has also been shown to induce nuclear DNA synthesis in the radicle tip cells in several plant species including: tomato (Liu 1997), pepper (*Capsicum annuum*) (Lanteri , 1993), maize (*Zea mays*) (Garcia 1995), and leek (Ashraf and Bray, 1993; Clark and James, 1991). Osmopriming can cantibute to improve seedling emergence in different plant species by increasing the expression of aquaporins, improvement of ATPase activity, RNA and acid posphathase synthesis (Fu , 1998), also bye improve of amylases, lipases and protease synthesis (Ashraf and Foolad 2005). Prime treatments combined had effect on germination and growth seedling than the Treated separately in some treatments. The effect of treatments priming on germination and seedling growth were related to concentrate, time of priming, and temperature for priming and palant species (Ansari , 2012; Ansari , 2013; Ansari and Sharif Zadeh, 2012).

Table 4. Mean comparison of the effect of priming, time of priming and priming level on germination characteristics of *O. basilicum* under -0.8 Mpa drought stress. GR: germination rate. MTG: mean time of germination. Sl: seedling length. SDW: seedling dry weight

Treatment		GR	MTG	SL	SDW
Priming	PEG	7.99b	5.95a	4.29bc	0.023b
	KNO <sub>3</sub>	9.23a	5.78c	4.51a	0.026a
	NaCl	7.32c	5.89b	4.21c	0.021c
Time of priming	8 h	7.29b	6.03a	4.21b	0.02b
	16 h	9.06a	5.71b	4.47a	0.027a
Priming level	0	6.74c	6.2a	4.02c	0.019c
	-0.4	8.29b	5.85b	4.36b	0.023b
	-0.8	9.5a	5.57c	4.64a	0.029a

Table 5. Mean comparison of the effect of priming, time of priming and priming level on germination characteristics of *O. basilicum* under -0.8 Mpa drought stress. GR: germination rate. MTG: mean time of germination. SL: seedling length. SDW: seedling dry weight

Treatment		GR	MTG	SL	SDW
PEG	8 h	-	-	-	0.02de
	16 h	-	-	-	0.026ab
KNO3	8 h	-	-	-	0.022cde
	16 h	-	-	-	0.03a
NaCl	8 h	-	-	-	0.019e
	16 h	-	-	-	0.024bc
PEG	0 Mpa	6.73g	6.24a	4.02f	0.019g
	-0.4 Mpa	7.72ef	6.1b	4.3e	0.022ef
	-0.8 Mpa	9.52c	5.51e	4.57c	0.028bc
KNO3	0 Mpa	6.73g	6.24a	4.02	0.019g
	-0.4 Mpa	9.72bc	5.66d	4.62bc	0.027cd
	-0.8 Mpa	11.24a	5.43f	4.9a	0.033a
NaCl	0 Mpa	6.73g	6.24a	4.02f	0.019g
	-0.4 Mpa	7.44f	5.78c	4.15g	0.02fg
	-0.8 Mpa	7.75def	5.77c	4.47d	0.025d
8 h	0 Mpa	6.45f	6.26a	4f	0.018f
	-0.4 Mpa	6.9e	6.11c	4.18d	0.02e
	-0.8 Mpa	8.52c	5.72d	4.46c	0.023c
16 h	0 Mpa	7.03d	6.13bc	4.03ef	0.021de
	-0.4 Mpa	9.68b	5.58e	4.53b	0.026b
	-0.8 Mpa	10.48a	5.42f	4.83a	0.034a

**The effect of different treatments on biochemical changes**

Results of variance analysis of the effect of different treatment on prolin, catalase and protein of *O. basilicum* were significant in a probable 1% level (table 6).

Table 6. Variance analysis of the effect of different treatment on prolin, catalase and protein of *O. basilicum*

S.O.V	df	Prolin	Protein	Catalase
Treatment	3	119.92**	1368.7**	47.39**
Error	8	5.2	86.51	0.47
C.V%	-	16.86	13.87	7.01

\*\*significant at 1% probability level

Drought stress increased prolin and catalase but reduced protein (Table 7). The used of priming increased protein and prolin under control and stress conditions (Table 7). The highest value of prolin and catalase activity were attained from nitrat potassium under drought stress, priming under control and drought stress conditions increased protein and the highest value of protein was attained from nitrate potassium (Table 7).

Generally in stress condition the plant will prepare its resistance to oppose this condition by increasing proline amount. The plants in different environmental conditions will synthesis solutes with low molecules weight that is generally called compatible solutes. These compatible solutes consist of acid amine (proline, glycine), sugar, sugar alcohol, ions, organic acids, amides, amines, betaine groups that are synthesis in reaction to stress and do not interfere with normal biochemical reactions of cell. Khakeshvar Moghadam (2011) reported that drought stress will has a significant effect on the amount of proline of shoot and the root of dill. Slama (2005) mentioned that the

amount of the proline of grass was increased three times than the control one under the effect of drought stress. It is suggested that the reason for this matter is the provocation of biosynthesis activity of proline and the control of catabolic enzyme. Dehkordi and Balouchi (2012) reported that stress conditions reduced protein and priming increased protein under drought and control conditions. Safarnejad (1996) investigated the effect of osmotic stress on alfalfa genotypes and reported that resistant genotypes show more and faster reactions than susceptible species in terms of proline accumulation, i.e. resistant species have more proline accumulation at high levels of stress (Jiroosi, 1996). Proline accumulation during drought stress has been reported in other plants, as well (Seraj, 2002; Safarnejad, 2004). In many other researches it has also been reported that drought stress increases the catalase activity (Ansari, 2013; Jiang and Zhang, 2001). Among different ecotypes of alfalfa it has been found that the ecotype which has more antioxidant enzyme activity under stress conditions can tolerate the drought stress conditions better than the others (Sadat Asilan, 2010). Stress is one of the most important factors which lead to the production of free radicals of oxygen and hydrogen peroxide (Higdos, 2001). Catalase converts this molecule to water and oxygen and during the reaction, ascorbate acts as the donor of hydrogen (Noctor and Foyer, 19998).

Table 7. The effect of different treatments on prolin, catalase and protein of *O. basilicum*

Treatment	Prolin	Protein	Catalase
Control	0.07c	0.69b	4.91d
KNO <sub>3</sub>	0.08b	0.97a	9.1c
Stress	0.09ab	0.49d	11.1b
KNO <sub>3</sub> +Stress	0.11a	0.53c	14.42a

### Conclusion

The results of the experiment showed that drought stress led to the decrease of germination characteristics. The highest germination characteristics were obtained from nitrate potassium in -8 bar for 16 hours priming. Therefore the best seed treatment under drought stress during germination was obtained from the osmo-primed with -8 bar nitrate potassium for 16 hours. The drought stress increased proline and catalase activity but reduced total protein. Priming treatment increases proline, total protein and catalase activity under drought and control conditions. It is concluded that priming results in improvement in germination components of *Ocimum basilicum* in drought stress conditions and increases the resistance to drought stress with improvement of proline, protein and catalase activity in germination phase.

### REFERENCES

- Ahmadpour Dehkordi S and Balouchi HR. 2012. Effect of seed priming on antioxidant enzymes and lipids peroxidation of cell membrane in Black cumin (*Nigella sativa*) seedling under salinity and drought stress. *Electronically Journal Crop Production*. 5 (1): 63-85. (In Persian).
- Ansari O, Choghazardi HR, Sharif Zadeh F and Nazarli H. 2012. Seed reserve utilization and seedling growth of treated seeds of mountain rye (*Secale montanum*) as affected by drought stress. *Cercetări Agronomice în Moldova*. 2 (150): 43-48.
- Ansari O, Azadi MS, Sharif-Zadeh F and Younesi E. 2013. Effect of hormone priming on germination characteristics and enzyme activity of mountain rye (*Secale montanum*) seeds under drought stress conditions. *Journal of Stress Physiology & Biochemistry*. 9 (3): 61-71.
- Ansari O and Sharif-Zadeh F. 2012. Osmo and hydro priming improvement germination characteristics and enzyme activity of Mountain Rye (*Secale montanum*) seeds under drought stress. *Journal of Stress Physiology & Biochemistry*. 8(4): 253-261.
- Ashraf M and Bray CM. 1993. DNA synthesis in osmoprimed leek (*Allium porrum* L.) seeds and evidence for repair and replication. *Seed Sci Technol* 3:15-23
- Ashraf M and Foolad MR. 2005. Pre-sowing seed treatment a shotgun approach to improve germination, plant growth, and crop yield under saline and non-saline conditions. *Adv Agron* 88: 223-271
- Ashraf M, Zafar R and Ashraf MY. 2003. Time-course changes in the inorganic and organic componenets of germinating sunflower achenes under salt (NaCl) stress. *Flora*. 198:26-36.
- Bailly C. 2004. Active oxygen species and antioxidants in seed biology. *Seed Science Research*. 14: 93-107.
- Bates LS Waldern RP and Teave ID. 1973. Rapid determination of free proline for water stress studies. *Plant and Soil*. 39: 205-207.
- Clark NA and James PE. 1991. The effects of priming and accelerated aging upon the nucleic acid content of leek seeds and their embryos. *J Exp Bot* 42: 261-268
- Del Rio LA, Sevilla F, Sandalio LM and Plama JML. 1991. Nutritional effects and expression of superoxide dismutase: induction and gene expression, diagnostics, prospective protection against oxygen toxicity. *Free Radical Res Commun*, 12-13, 819-828.
- Fu JR, Lu XH, Chen RZ, Zhang BZ, Liu ZS, Li ZS and Cai DY. 1988. Osmoconditioning of peanut *Arachis hypogaea* (L.) seeds with PEG to improve vigour and some biochemical activities, *Seed Sci. Technol.*, 16, 197-212.
- Gamze O, Kaya MD and Atak M. 2005. Effect of salt and drought stresses on germination and seedling growth of pea (*pisum sativum* l.). *Turk j Agric For* 29: 237- 242.



- Gao YP, Young L, Bonham-smith P and Gusta LV. 1999. Characterization and expression of plasma and tonoplast membrane aquaporins in primed seed of Brassica napus during germination under stress conditions, *Plant Mol. Biol.*, 40, 635-444.
- Garcia FC, Jimenez LF and Vezquez RJM. 1995. Biochemical and cytological studies on osmoprimed maize seeds. *Seed Science Res* 5:15-23
- Ghasemi- Golezani K and Esmailpour B. 2008. The effect of salt priming on the performance of differentially motured cucumber *cucumis sativus* seeds. *Not. Bot. Hort. Agrobot. Cluj- Napoca*, 36: 67-70.
- Gill PK, Shama AD, Singh P and Singh Bhullar S. 2002. Osmotic stress-induced changes in germination, growth and soluble sugar content of *Sorghum bicolor* L. seeds. *Bulg. J. Plant.* 28, 12-25.
- Hegedus A, Erdei S and Horvath G. 2001. Comparative studies of H<sub>2</sub>O<sub>2</sub> detoxifying enzymes in green and greening barley seedlings under cadmium stress. *Plant Science.* 160: 1085–1093.
- Hiaso TC and Acevedo E. 1974. Plant responses to water deficits, water use efficiency and drought resistance. *Agric. Metrology.* 14, 56-84.
- Iqbal M and Ashraf M. 2007. Seed treatment with auxins modulates growth and ion partitioning in salt-stressed wheat plants. *J. Integr. Plant Biol.*, 49: 1003-1015.
- Jiang M and Zhang J. 2001. Effect of abscisic acid on active oxygen species, antioxidative defence system and oxidative damage in leaves of maize seedlings. *Plant Cell Physiol*, 42, 1265-1273.
- Kardovain P. 1997. Arid zone (Vol.1). University of Tehran. (In Persian)
- Kaur SA, Gupta K and Kaur N. 2002. Effect of osmo and hydropriming of chickpea seeds on seedling growth and carbohydrate metabolism water deficit stress. *Plant growth Regul.*, 37: 17-22.
- Kaur SA, Gupta K and Kaur N. 2002. Effect of osmo and hydropriming of chickpea seeds on seedling growth and carbohydrate metabolism water deficit stress. *Plant growth Regul.*, 37: 17-22.
- Kaya MD, Okcu G, Atak M, Cikli Y and Kolsarıcı O. 2006. Seed treatments to overcome salt and drought stress during germination in sunflower (*Helianthus annuus* L.). *Eur. J. Agron*, 24: 291-295.
- Kaya MD, Gamze O, Atal M, Yakup C and Ozer K. 2006. Seed treatments to overcome salt and drought stress during germination in sunflower (*Helianthus annuus* L.). *Eur J Agron* 24:291-295.
- Khakeshvar Moghadam Z, Lahoti M and Ganjali A. 2011. The investigation of the effect of drought stress due to PEG on germination and morphological characteristic of dill. *Iran.J.Horti.Sci.*2:185-193.
- Kidambi S, Matches PAG and Bolger TP. 1990. Mineral concentration in alfalfa and sainfoin as influenced by soil moisture level. *Agron. J.* 82: 229- 236.
- Kukreja S, Nandval AS, Kumar N, Sharma SK, Sharma SK, Unvi V and Sharma PK. 2005. Plant water status, H<sub>2</sub>O<sub>2</sub> scavenging enzymes, ethylene evolution and membrane integrity of *Cicer arietinum* roots as affected by salinity. *Biol Plantarum.* 49: 305-308.
- Lanteri S, Kraak HL, De Vos CH and Bino RJ. 1993. Effects of osmotic preconditioning on nuclear replication activity in seeds of pepper (*Capsicum annuum* L.) *Physiol of Plant* 89:433-440.
- Liu Q, Hilhorst HWM, Groot SPC and Bino RJ. 1997. Amounts of nuclearDNA and internal morphology of gibberellin-and abscisic acid-deficient tomato (*Lycopersicon esculentum* Mill.) seeds during maturation, imbibition and germination. *Annals of Bot* 79: 161–168.
- McDonald MB. 1999. Seed deterioration Physiology, repair and assessment. *Seed Science and Technology.* 27: 177-237.
- Noctor G and Foyer CH. 1998. Ascorbate and glutathione: Keeping active oxygen under control. *Annual Review of Plant Physiology and Plant Molecular Biology.* 49: 249-279.
- Patade Bhargava VYS and Suqruasanna P. 2009. Halopriming imparts tolerance to salt and PEG induced drought stress in sugarcane. *Agric. Ecosyst. Environ.* 134: 24-28.
- Patade VY, Maya K and Zakwan A. 2011. Seed priming mediated germination improvement and tolerance to subsequent exposure to cold and salt stress in capsicum. *Res. J. Seed Sci*, 4 (3), 125 -136.
- Rahnama A. 2003. Evaluation of drought stress in different stage of growth and its effect on yield, yield components and qualitative traits of corn in Karaj area. M. Sc. Thesis, University of Tehran. (In Farsi).
- Rajinder SD. 1987. Glutathione status and protein synthesis during drought and subsequent dehydration in *Torula rulis*. *Plant Physiology*, 83: 816-819.
- Rouhi HR, Aboutalebian MA and Sharif-zadeh F. 2011. Effects of hydro and osmopriming on drought stress tolerance during germination in four grass species. *International journal of Agriscience.* Vol 1 (2): 107-114.
- Sadat Asilan K, Modares Sanavi A and Hajiloei S. 2010. The effect of drought stress on antioxidant system of seedlings in some ecotypes of perennial alfalfa. *Iranian Journal of Crop Sciences*, 41(1): 67-77. (in Persian).
- Safarnejad A. 2004. Characterization of somaclones of alfalfa (*Medicago sativa* L.) for drought tolerance. *J. Agric. Sci. Technol.* 6:121-127.
- Safarnejad A, Collin H, Bruce KD and McNeilly T. 1996. Characterization of alfalfa following *in vitro* selection for salt tolerance. *Euphytica* 92: 55-61.
- Saglam S, Day S, kaya G and Gurbuz A. 2010. Hydropriming increases germination of lentil (*Lens cutinaris medik*) under water stress. *Notulae Scientia Biologicae.* 2(2): 103- 106.
- Saglam S, Day S, kaya G and Gurbuz A. 2010. Hydropriming increases germination of lentil (*Lens cutinaris medik*) under water stress. *Notulae Scientia Biologicae.* 2(2): 103- 106.
- Serraj R and Sinclair TR. 2002. Osmolyte accumulation: Can it really help increase crop yield under drought conditions? *Plant Cell Environ.* 25:333 -341.
- Slama I, Messedi D, Ghanaya T, Savoure A and Abdelly C. 2005. Effects of water deficit on growth and proline metabolism in *Sesuvium portulacastrum*. *Environmental and Experimental Botany*, 56: 231-238.
- Smith BN, Girija C and Swamy PM. 2002. Interactive effects of sodium chloride and calcium chloride on the accumulation of proline and glycine betaine in peanut (*Arachis hypogaea* L.). *Environ. and Exp. Bot.* 47: 1- 10.
- Soltani A, Gholipour M and Zeinali E. 2006. Seed reserve utilization and seedling growth of wheat as affected by drought and salinity. *Environmental and Experimental Botany.* 55: 195–200.